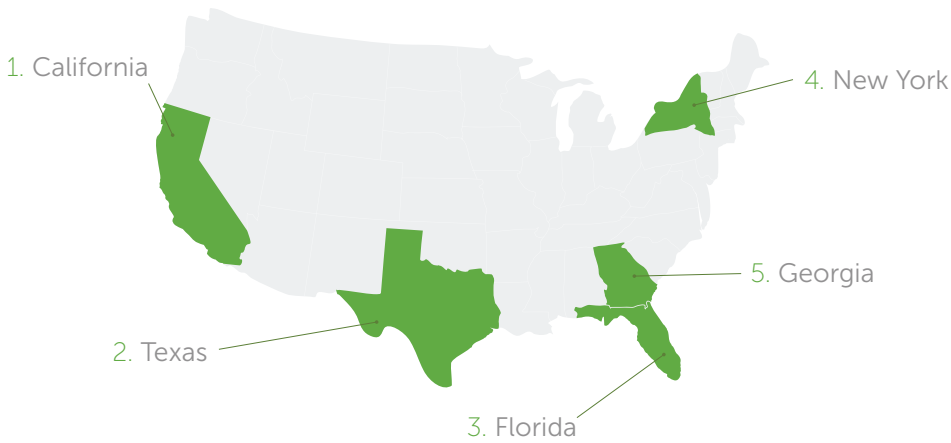


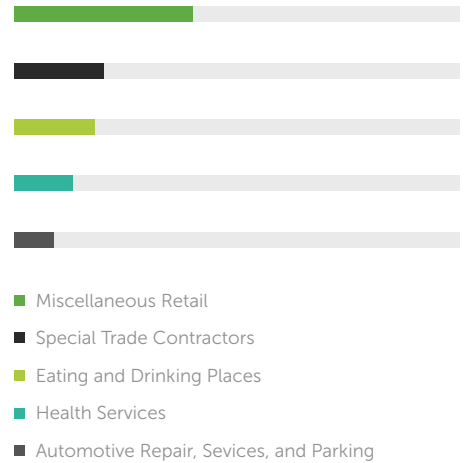
AprivaPay Plus User Snapshot



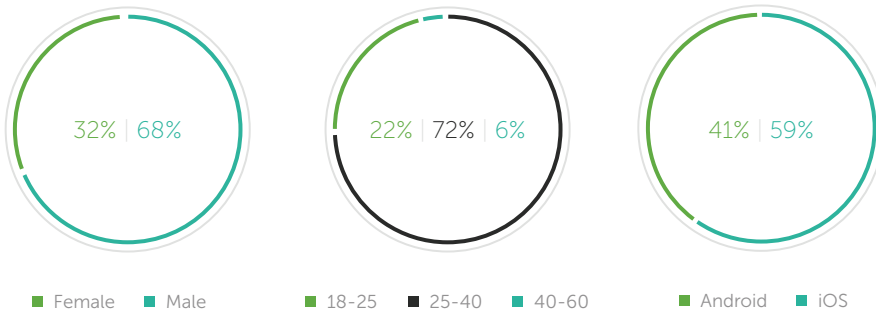
MOST ACTIVE LOCATIONS

Mobile commerce with AprivaPay Plus is growing by leaps and bounds across the U.S., with California, Texas, Florida, New York, and Georgia leading the way in application downloads and transactional activity.

MOST ACTIVE INDUSTRIES



USAGE BY GENDER, AGE, AND PLATFORM



AVERAGE ANNUAL TRANSACTIONAL VOLUME

\$40,000

While businesses of all sizes use this solution to process transactions on the go, the average AprivaPay Plus mobile merchant processes \$40,000 per year in credit and debit card transactions.

POPULAR MOBILE PLATFORMS

59% of mobile merchants who leverage AprivaPay Plus use iOS devices, and 41% use Android devices. However, Android's rapid growth and lower price points make their devices more accessible, which could increase adoption rates across the market.